

quant Mutual Fund “Schemes”

Powered by VLRT framework

April 2021



multi asset, multi manager

Being Relevant with 'predictive analytics'

The core engine that drives us and sets us apart is a robust and differentiated investment framework that enables us to see beyond the horizon and stay relevant. Our unique analytical framework for enabling 'predictive analytics' encompasses all available asset classes and sectors, formulating a multi-dimensional research perspective.

Why multi-dimensional?

The markets are a complex, dynamic system. There is no one formula or strategy or perspective that can consistently outperform.

A diverse set of variables and participants are continuously interacting with each other in myriad ways.

In the face of this uncertainty and complexity, instead of limiting ourselves to any one school of thought
we have found consistent success by studying markets along four dimensions:

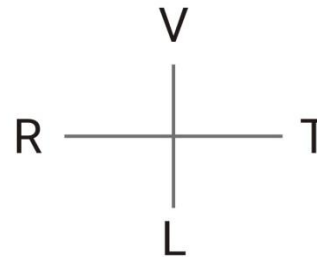
Valuation, Liquidity, Risk Appetite, and Time. [VLRT]

VALUATION

Knowing the difference between price and value.

RISK APPETITE

Perceiving what drives market participants to certain actions and reactions.

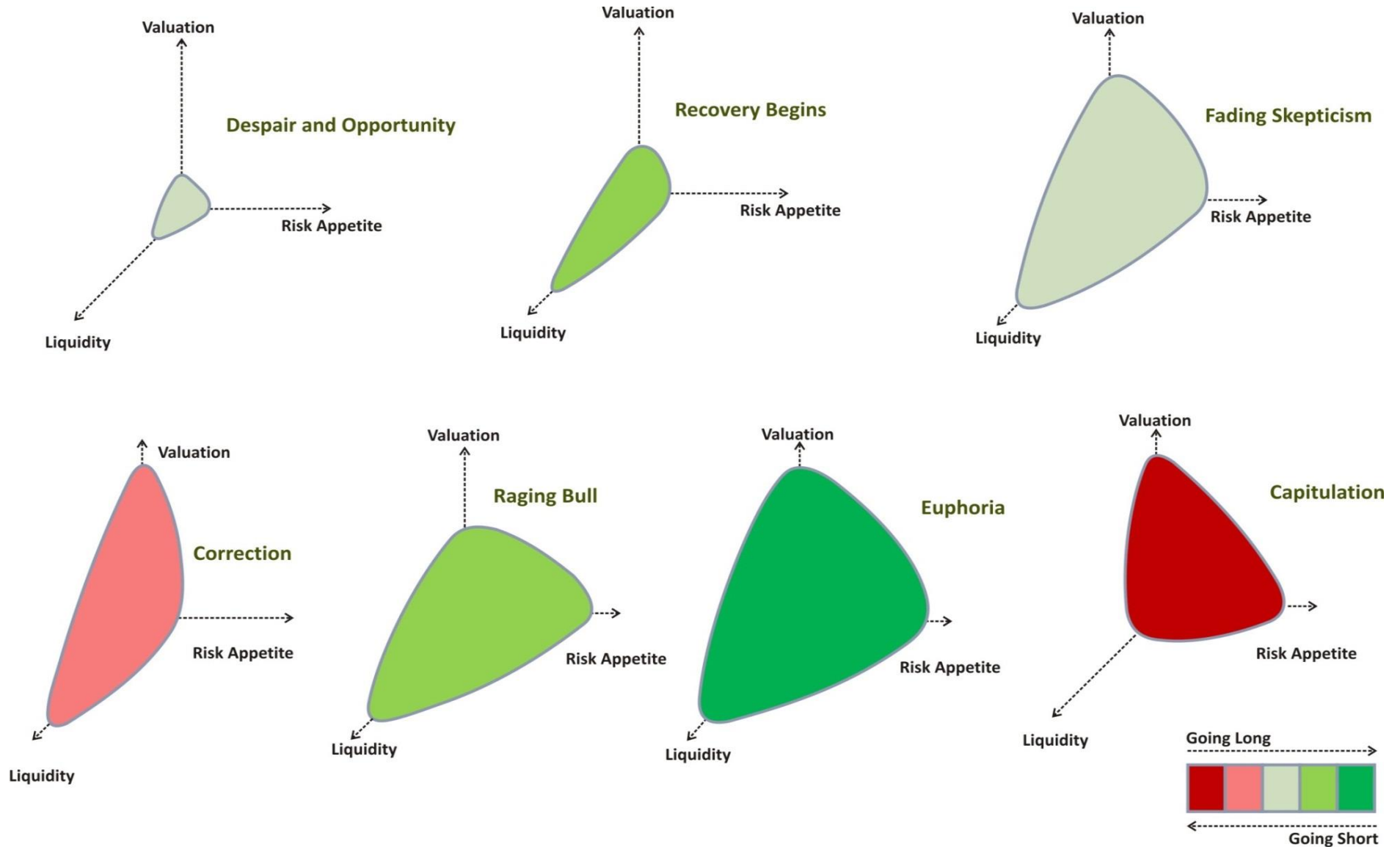


TIME

Being in sync with the waves of value and behaviour

LIQUIDITY

Understanding the flow of money across asset classes.





active

In a dynamic world that is continuously changing due to technology and increasingly volatile geopolitics, passive investment strategies can no longer outperform. Alpha belongs to active strategies that can invest in sync with the dynamics at play.


Being relevant comes by staying active.



absolute

We believe consistent outperformance requires complete freedom from looking at the world relatively. It is why we design investment strategies with an absolute objective irrespective of market conditions. With this absolute objective, comes clarity of thought.

Being relevant requires an absolute focus on returns.



unconstrained

Embedded within our processes and systems is the conviction that the surest way to success in investing is through cultivation of a multitude of opinions and perspectives. By bringing together this diversity of ideas within our investment framework, we aim to unearth every possible opportunity in any set of circumstances.

Being relevant means having an unconstrained perspective.

MEASURABLE IS RELIABLE

Measurable is reliable

For success in investing, discipline is of more importance than any other attribute of the investment process. Our battle-tested suite of proprietary valuation, liquidity and risk indicators along with extensive financial modelling ensure that we consistently deliver superior results.

QUANTAMENTAL INVESTING

Quantamental investing

While measurable is reliable, we also believe the economy and markets cannot be captured completely by models and indicators. Human judgement that comes from years of trading and investing experience has immense value. For optimal results, our decision-making seeks to find the harmony between objectivity and subjectivity.

MULTI ASSET MANAGER

Multi-asset, multi-manager

We believe that safeguarding investor wealth is paramount. Apart from reducing risk by investing across asset classes, we take diversification to another dimension by ensuring every investment decision comes from a focused discussion between investment managers with a diverse set of capabilities and experience.

MONEY FLOWS FROM ONE ASSET CLASS TO ANOTHER

Money flows from one asset class to another.

Money is a form of economic energy - the quantification of human effort. As the world evolves, a dynamic set of ideas continuously lead the change. Money flows and grows with these pioneering ideas. Identifying them and the specific assets that benefit is the surest and most consistent method for generating wealth.

TIMING IS EVERYTHING

Timing is everything

In our framework, time is a critical aspect of investing as the three dimensions of Valuation, Liquidity and Risk interact and move together in cycles across different periods. Alpha generation is optimised only by sanguine identification of the extremes.



The advertisement features a dark blue background with a white border. At the top left, the 'quant' logo is in white, and 'ACTIVE FUND' is in green. On the left, a green lightbulb icon contains a white upward-pointing arrow. To the right of the lightbulb, the text 'We bring the benefits of' is in white, followed by 'AN ACTIVE LIFESTYLE' in large, bold, white capital letters, and 'to your Investments' in smaller white text. Below this, a horizontal white line separates the text 'INVEST IN OUR PHILOSOPHY' from the words 'active | absolute | unconstrained' in white. At the very bottom, in small white text, it says 'Mutual Funds investments are subject to market risks. read all scheme related documents carefully'.

quant
ACTIVE
FUND

We bring the benefits of
AN ACTIVE LIFESTYLE
to your Investments

INVEST IN OUR PHILOSOPHY
active | absolute | unconstrained

Mutual Funds investments are subject to market risks. read all scheme related documents carefully

Reasons to Buy:

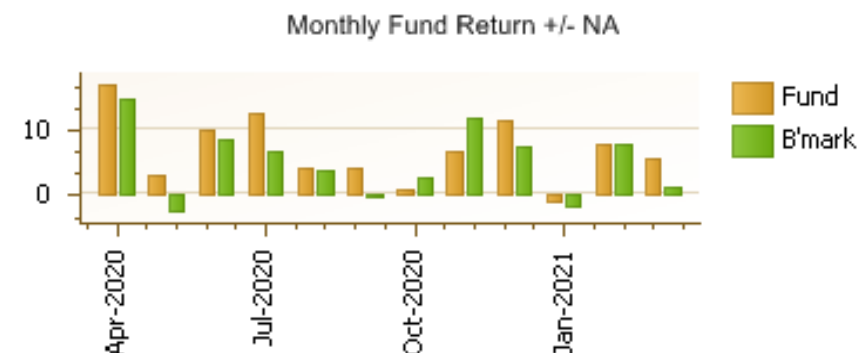
- Investment across the Large, Mid and Small caps provides a flavor of the entire market
- Superior risk-adjusted returns due to minimum invest requirement of 25% in each cap
- Flexibility for fund manager for tactical allocation
- quant's distinct investment framework – VLRT – enables dynamic money management

FUND DETAILS

Fund Manager	Ankit Pande	AUM (31/3/21)	Rs. 259.96 Cr
Benchmark	NIFTY 500 Multicap 50:25:25 Index	Launch Date	20-Mar-2001
NAV (Rs.)	320.3335	NAV Date	09-Apr-2021
Min. Inv (Lump Sum)	5000	Min. Inv (SIP)	1000
Exit Load	Nil	Expense Ratio	2.48%

FUND OBJECTIVE: The primary investment objective of the scheme is to seek to generate capital appreciation & provide long term growth opportunities by investing in a portfolio of Large Cap, Mid Cap and Small Cap companies. There is no assurance that the investment objective of the Scheme will be realized.

Fund Performance Vis-a-vis Old Benchmark* (as on 09 April 2021)



SCHEME PERFORMANCE (as on 09 April 2021)

Period	Returns (%)	Old Benchmark* (%)
6 Months	41.91	29.04
1 Year	107.17	69.87
3 Years	21.39	12.08
5 Years	21.02	15.93
Since Inception	18.86	16.67

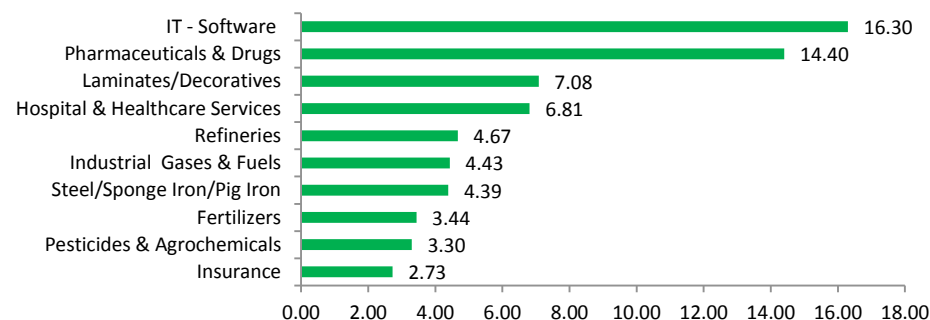
SIP Details (Investment of Rs. 5,000 monthly) (as on 09 April 2021)

Period	Total Invest	Scheme	Old Benchmark*
1 Year	60,000	82,939	79,590
3 Years	180,000	281,864	246,972
5 Years	300,000	520,497	449,135
10 Years	600,000	1,639,876	1,274,777

TOP INSTRUMENT HOLDINGS (%) (as on 31 March 2021)

Company Name	Holding(%)
Stylam Industries Ltd.	7.08
Fortis Healthcare Ltd.	6.13
Tech Mahindra Ltd.	5.33
Oracle Financial Services Software Ltd.	4.68
Infosys Ltd.	3.53
Deepak Fertilisers & Petrochemicals Corporation Ltd.	3.44
Tata Steel Long Products Ltd.	3.26
JB Chemicals & Pharmaceuticals Ltd.	3.00
Tata Consultancy Services Ltd.	2.75
General Insurance Corporation of India Ltd.	2.73

TOP SECTOR HOLDINGS (%) (as on 31 March 2021)





Reasons to Buy:

- Investment in companies that are under-researched, thus, an opportunity to find hidden gems
- Companies that generally bring new products/services to the market and are driven by innovation
- Potential for tremendous growth – every large cap company was once a small cap
- quant's distinct investment framework – VLRT – enables dynamic money management

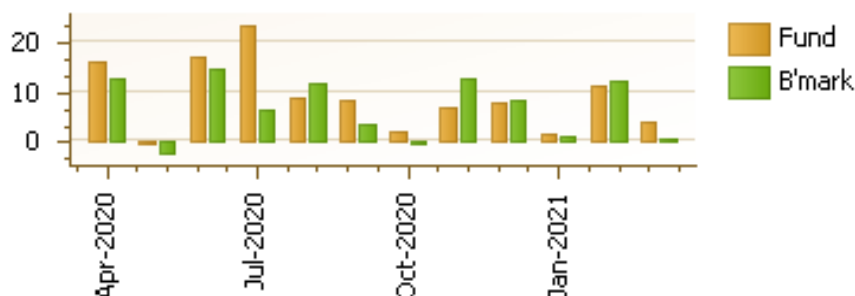
FUND DETAILS

Fund Manager	Ankit Pande	AUM (31/3/21)	Rs. 170.27 Cr
Benchmark	NIFTY Smallcap 250 TRI	Launch Date	16-Oct-1996
NAV (Rs.)	90.6123	NAV Date	09-Apr-2021
Min. Inv (Lump Sum)	5000	Min. Inv (SIP)	1000
Exit Load	1% if exit <=1 year	Expense Ratio	2.48%

FUND OBJECTIVE: The primary investment objective of the scheme is to seek to generate capital appreciation & provide long term growth opportunities by predominantly investing in a portfolio of Small Cap companies. There is no assurance that the investment objective of the Scheme will be realized.

Fund Performance Vis-a-vis Old Benchmark* (as on 09 April 2021)

Monthly Fund Return +/- NA



SCHEME PERFORMANCE (as on 09 April 2021)

Period	Returns (%)	Benchmark (%)
6 Months	48.93	44.7
1 Year	173.21	114.38
3 Years	20.81	4.39
5 Years	14.88	13.27
Since Inception	9.94	14.62

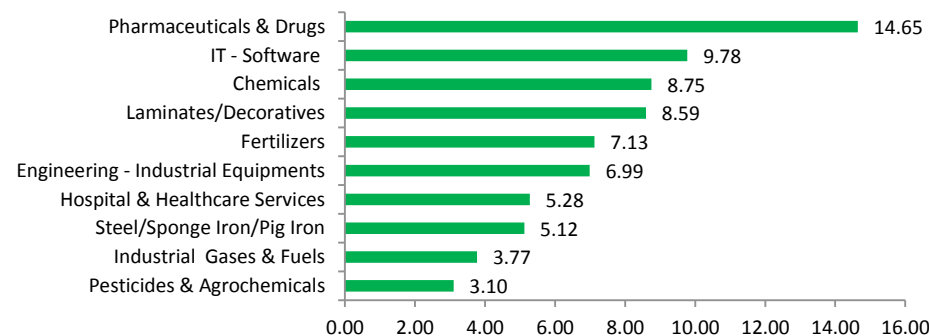
SIP Details (Investment of Rs. 5,000 monthly) (as on 09 April 2021)

Period	Total Invest	Scheme	Benchmark
1 Year	60,000	94,493	90,786
3 Years	180,000	308,684	260,181
5 Years	300,000	510,435	425,327
10 Years	600,000	1,197,217	1,255,928

TOP INSTRUMENT HOLDINGS (%) (as on 31 March 2021)

Company Name	Holding(%)
Stylam Industries Ltd.	8.59
Neuland Laboratories Ltd.	6.22
Tata Steel Long Products Ltd.	5.12
Tata Elxsi Ltd.	5.02
Fortis Healthcare Ltd.	5.02
Mastek Ltd.	4.76
Deepak Fertilisers & Petrochemicals Corporation Ltd.	3.99
Linde India Ltd.	3.77
Balaji Amines Ltd.	3.77
GMM Pfaudler Ltd.	3.67

TOP SECTOR HOLDINGS (%) (as on 31 March 2021)





The advertisement features a dark blue background with a white border. At the top, the 'quant' logo is on the right, and 'TAX PLAN' is on the left, with a small green umbrella icon above the 'TAX'. In the center, there is a graphic of a pair of scissors cutting through a barbell, with the word 'TAX' in large, bold, white letters. To the right of this graphic, the text 'WE BRING THE GAINS' is written in large, bold, white letters, followed by 'IN YOUR TAXES*' in smaller, white letters. Below this, the text 'INVEST IN OUR PHILOSOPHY' is written in bold, white letters, followed by 'active | absolute | unconstrained' in smaller, white letters. At the bottom, there is a small line of text: 'Mutual Funds investments are subject to market risks. read all scheme related documents carefully'.

quant
TAX PLAN

TAX

WE BRING THE GAINS
IN YOUR TAXES*

INVEST IN OUR PHILOSOPHY
active | absolute | unconstrained

Mutual Funds investments are subject to market risks. read all scheme related documents carefully

Reasons to Buy:

- Triple benefit of participation in Equity investing, lowest lock-in period among the 80C options and Tax Saving
- Savings up to ₹46,800 under IT section 80C
- quant's distinct investment framework – VLRT – enables dynamic money management

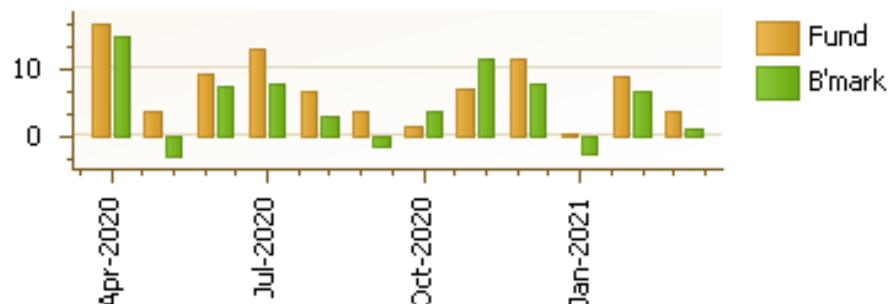
FUND DETAILS

Fund Manager	Ankit Pande	AUM (31/3/21)	Rs. 106.05 Cr
Benchmark	NIFTY 50 - TRI	Launch Date	31-Mar-2000
NAV (Rs.)	168.0623	NAV Date	09-Apr-2021
Min. Inv (Lump Sum)	500	Min. Inv (SIP)	500
Exit Load	Nil	Expense Ratio	2.48%

FUND OBJECTIVE: To generate Capital Appreciation by investing predominantly in a well diversified portfolio of Equity Shares with growth potential. There is no assurance that the investment objective of the Scheme will be realized.

Fund Performance Vis-a-vis Benchmark (as on 09 April 2021)

Monthly Fund Return +/- NA



SCHEME PERFORMANCE (as on 09 April 2021)

Period	Returns (%)	Benchmark (%)
6 Months	44.31	25.11
1 Year	117.96	64.42
3 Years	22.54	14.01
5 Years	22.85	15.89
Since Inception	14.35	12.96

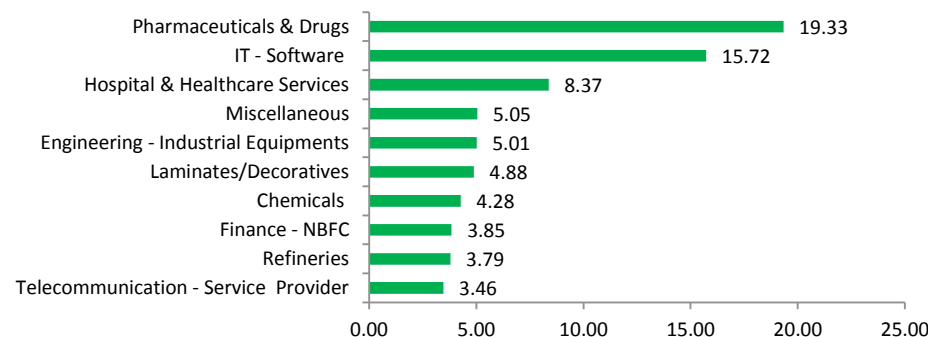
SIP Details (Investment of Rs. 5,000 monthly) (as on 10 March 2021)


Period	Total Invest	Scheme	Benchmark
1 Year	60,000	86,122	78,204
3 Years	180,000	292,805	245,390
5 Years	300,000	530,690	455,240
10 Years	600,000	1,654,636	1,248,226

TOP INSTRUMENT HOLDINGS (%) (as on 31 March 2021)

Company Name	Holding(%)
Stylam Industries Ltd.	4.88
Fortis Healthcare Ltd.	4.29
Thyrocare Technologies Ltd.	4.09
Infosys Ltd.	3.93
Tata Consultancy Services Ltd.	3.85
Sun Pharmaceutical Industries Ltd.	3.82
JB Chemicals & Pharmaceuticals Ltd.	3.51
Tech Mahindra Ltd.	3.51
Bharti Airtel Ltd.	3.46
Aurobindo Pharma Ltd.	3.32

TOP SECTOR HOLDINGS (%) (as on 31 March 2021)





The graphic is a dark blue rectangle with a white border. At the top left, it says 'quant' in white, followed by 'MID-CAP' in large white letters, and 'FUND' in smaller white letters below it. In the center, there is a white illustration of a baseball bat and a baseball. To the right of the illustration, the text 'MAKING THE MIDDLE CHILD' is written in white, followed by 'HIT THE HOME RUN' in large white letters. Below the illustration, the text 'INVEST IN OUR PHILOSOPHY' is written in white, followed by 'active | absolute | unconstrained' in smaller white letters. At the bottom, there is a small line of white text: 'Mutual Funds investments are subject to market risks. read all scheme related documents carefully'.

Reasons to Buy:

- Potential leaders of tomorrow
- Have a broad range of companies which are on every stage of the business cycle, thus, providing a good mix of stocks with high growth potential and moderate levels of risk
- quant's distinct investment framework – VLRT – enables dynamic money management

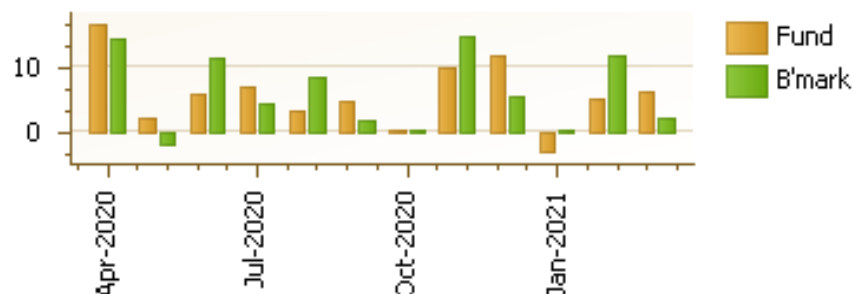
FUND DETAILS

Fund Manager	Ankit Pande	AUM (31/3/21)	Rs. 35.85 Cr
Benchmark	Nifty Midcap 150 TRI	Launch Date	26-Feb-2001
NAV (Rs.)	91.1743	NAV Date	09-Apr-2021
Min. Inv (Lump Sum)	5000	Min. Inv (SIP)	1000
Exit Load	1% if exit <=1 year	Expense Ratio	2.48%

FUND OBJECTIVE: The primary investment objective of the scheme is to seek to generate capital appreciation & provide long term growth opportunities by investing in a portfolio of Mid Cap companies. There is no assurance that the investment objective of the Scheme will be realized.

Fund Performance Vis-a-vis Benchmark (as on 09 April 2021)

Monthly Fund Return +/- NA



SCHEME PERFORMANCE (as on 09 April 2021)

Period	Returns (%)	Benchmark (%)
6 Months	42.71	42.6
1 Year	88.33	94.54
3 Years	16.83	11.48
5 Years	15.47	18.2
Since Inception	11.61	16.37

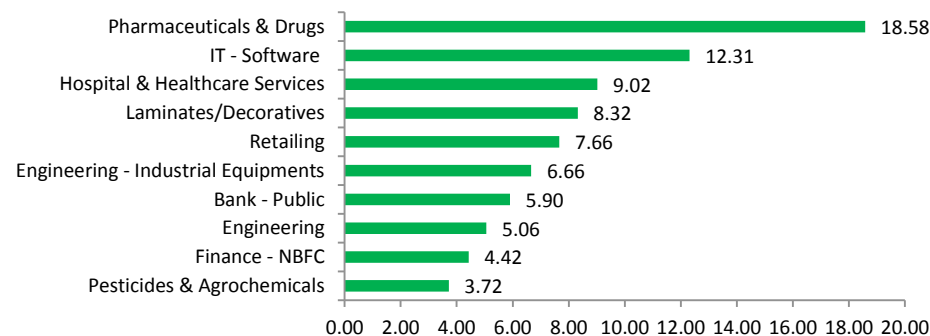
SIP Details (Investment of Rs. 5,000 monthly) (as on 09 April 2021)

Period	Total Invest	Scheme	Benchmark
1 Year	60,000	79,864	85,871
3 Years	180,000	263,347	265,057
5 Years	300,000	468,270	471,855
10 Years	600,000	1,216,135	1,543,999

TOP INSTRUMENT HOLDINGS (%) (as on 31 March 2021)

Company Name	Holding(%)
Fortis Healthcare Ltd.	9.02
Stylam Industries Ltd.	8.32
Oracle Financial Services Software Ltd.	7.93
Aditya Birla Fashion and Retail Ltd.	7.66
Procter & Gamble Health Ltd.	6.30
Bharat Heavy Electricals Ltd.	5.44
Alembic Pharmaceuticals Ltd.	5.38
L&T Technology Services Ltd.	5.06
Canara Bank	4.89
Shriram Transport Finance Company Ltd.	4.42

TOP SECTOR HOLDINGS (%) (as on 31 March 2021)





The advertisement features a dark blue background with a white border. At the top left, the 'quant' logo is positioned above the word 'FOCUSED' in large, bold, white capital letters, with 'FUND' in smaller letters below it. To the right of the logo, the word 'quant' appears in a smaller font. In the center, there is a large, stylized green binoculars icon. To the right of the binoculars, the word 'FOCUS!' is repeated three times in white, bold, italicized capital letters. Below this, the text 'You focus on your goals,' and 'We focus on making it happen' is written in a smaller white font. At the bottom, the phrase 'INVEST IN OUR PHILOSOPHY' is written in white, bold, capital letters, followed by 'active | absolute | unconstrained' in a smaller white font. A small disclaimer at the very bottom reads 'Mutual Funds investments are subject to market risks. read all scheme related documents carefully'.

Reasons to Buy:

- Large caps are the heavyweights of the Indian Stock Market constituting nearly 67% of the overall market cap
- Perceived to be less volatile and deliver stable returns
- Highly liquid securities, often having superior management quality and are in sync with the economy
- quant's distinct investment framework – VLRT – enables dynamic money management

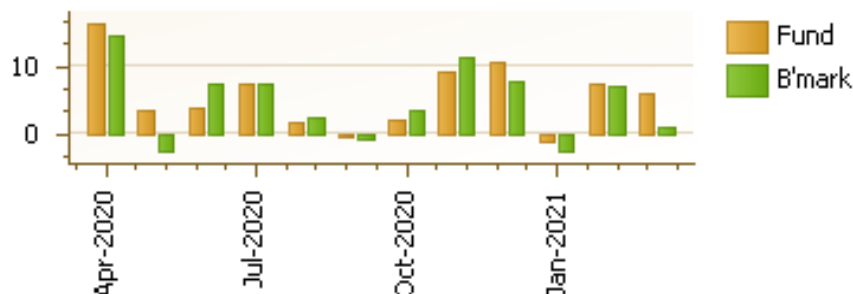
FUND DETAILS

Fund Manager	Ankit Pande	AUM (31/3/21)	Rs. 12.12 Cr
Benchmark	NIFTY 100 TRI	Launch Date	01-Aug-2008
NAV (Rs.)	46.9558	NAV Date	09-Apr-2021
Min. Inv (Lump Sum)	5000	Min. Inv (SIP)	1000
Exit Load	Nil	Expense Ratio	2.48%

FUND OBJECTIVE: The primary investment objective of the scheme is to seek to generate capital appreciation & provide long term growth opportunities by investing in a focused portfolio of Large Cap – ‘blue chip’ – companies. There is no assurance that the investment objective of the Scheme will be realized.

Fund Performance Vis-a-vis Benchmark (as on 09 April 2021)

Monthly Fund Return +/- NA



SCHEME PERFORMANCE (as on 09 April 2021)

Period	Returns (%)	Benchmark (%)
6 Months	40.47	25.7
1 Year	75.24	63.16
3 Years	12.9	12.93
5 Years	15.84	15.81
Since Inception	12.96	11.93

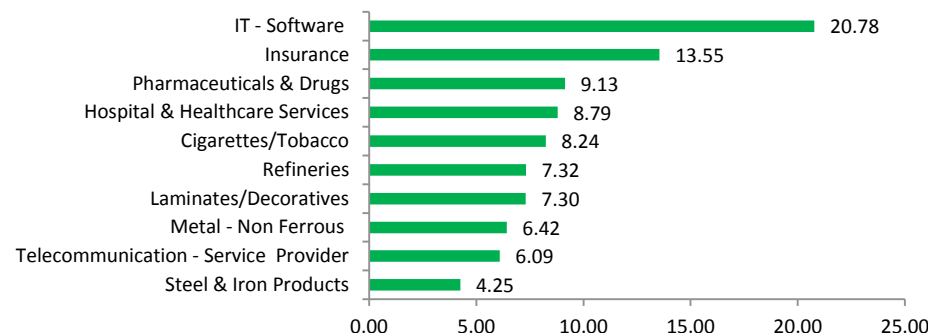
SIP Details (Investment of Rs. 5,000 monthly) (as on 09 April 2021)

Period	Total Invest	Scheme	Benchmark
1 Year	60,000	78,043	77,802
3 Years	180,000	246,355	243,261
5 Years	300,000	436,823	448,543
10 Years	600,000	1,440,378	1,259,332

TOP INSTRUMENT HOLDINGS (%) (as on 31 March 2021)

Company Name	Holding(%)
General Insurance Corporation of India Ltd.	9.17
Fortis Healthcare Ltd.	8.79
Infosys Ltd.	8.69
ITC Ltd.	8.24
Tech Mahindra Ltd.	8.02
Stylam Industries Ltd.	7.30
Vedanta Ltd.	6.42
Bharti Airtel Ltd.	6.09
Cadila Healthcare Ltd.	5.18
Bharat Petroleum Corporation Ltd.	4.63

TOP SECTOR HOLDINGS (%) (as on 31 March 2021)





Thank you

quant mutual fund

6th floor, sea breeze building,
appasaheb marathe marg,
prabhadevi, mumbai - 400 025.

tel: +91 9920 21 22 23 | Ph: 022- 6295 5000

www.quantmutual.com



multi asset, multi manager

Mutual Fund investments are subject to market risks, read all scheme related documents carefully.

Disclaimer: All figures and data given in the document are dated unless stated otherwise. In the preparation of the material contained in this document, the AMC has used information that is publicly available, including information developed in-house. Some of the material used in the document may have been obtained from members/persons other than the AMC and/or its affiliates and which may have been made available to the AMC and/or to its affiliates. Information gathered and material used in this document is believed to be from reliable sources. The AMC however does not warrant the accuracy, reasonableness and / or completeness of any information. We have included statements / opinions / recommendations in this document, which contain words, or phrases such as “will”, “expect”, “should”, “believe” and similar expressions or variations of such expressions, that are “forward looking statements”. Actual results may differ materially from those suggested by the forward looking statements due to risk or uncertainties associated with our expectations with respect to, but not limited to, exposure to market risks, general economic and political conditions in India and other countries globally, which have an impact on our services and / or investments, the monetary and interest policies of India, inflation, deflation, unanticipated turbulence in interest rates, foreign exchange rates, equity prices or other rates or prices etc.

The AMC (including its affiliates), the Mutual Fund, the trust and any of its officers, directors, personnel and employees, shall not liable for any loss, damage of any nature, including but not limited to direct, indirect, punitive, special, exemplary, consequential, as also any loss of profit in any way arising from the use of this material in any manner. The recipient alone shall be fully responsible/are liable for any decision taken on this material.

Investors are advised to consult their own legal, tax and financial advisors to determine possible tax, legal and other financial implication or consequence of subscribing to the units of quant Mutual Fund.